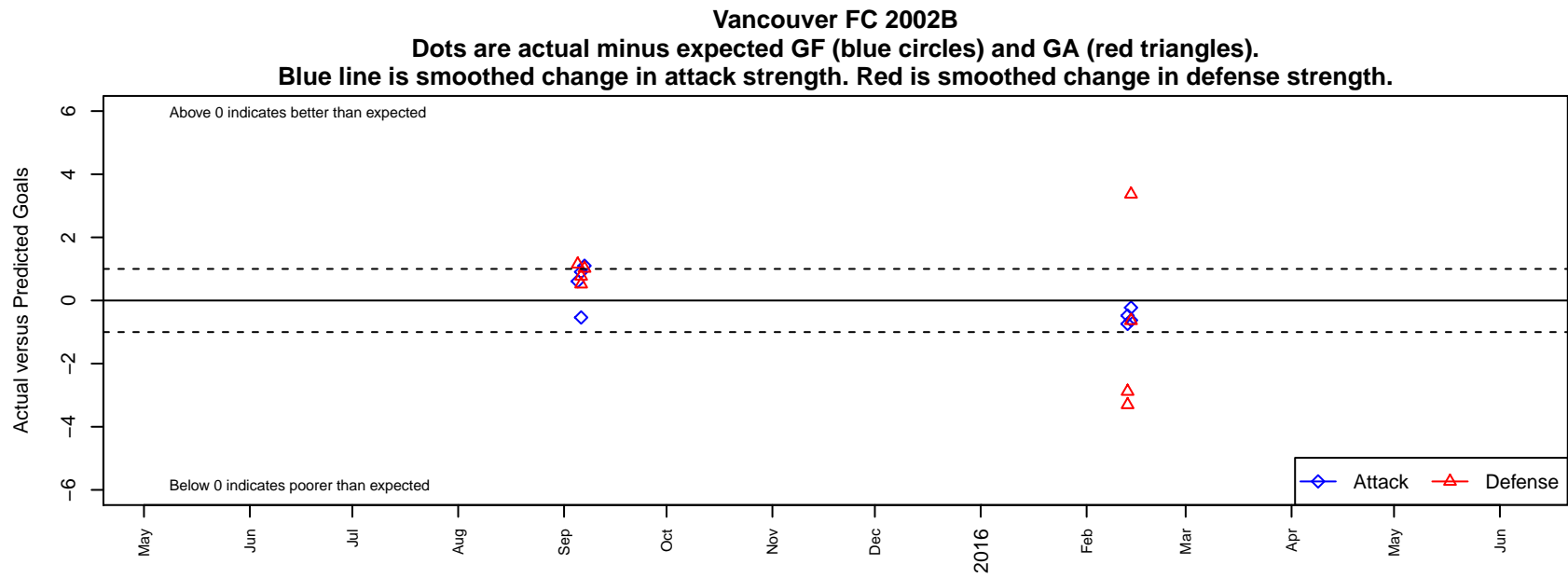


Vancouver FC 202B

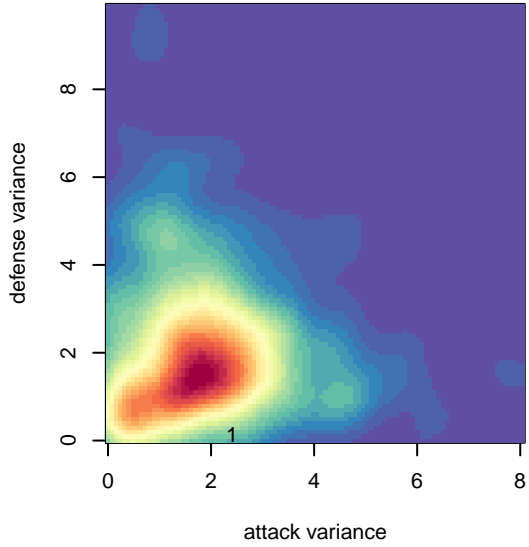
Vancouver, BC
 B02 total strength=1096
 attack=3.38 defense=2.3

alt names used:

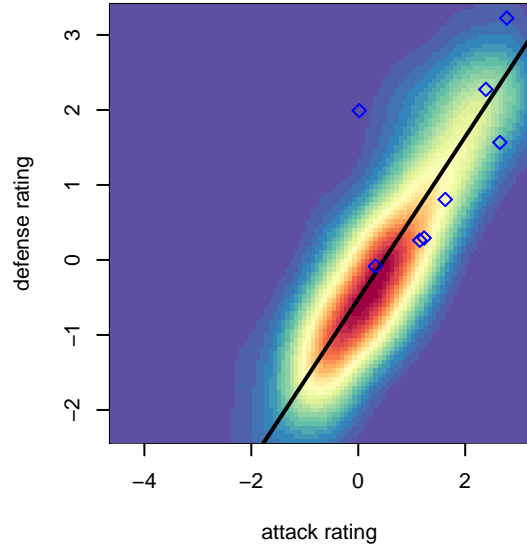
Venues played:
 2015 Labor Day Cup BU14 Silver
 2015 Vegas Mayors Showcase Chapman Auto



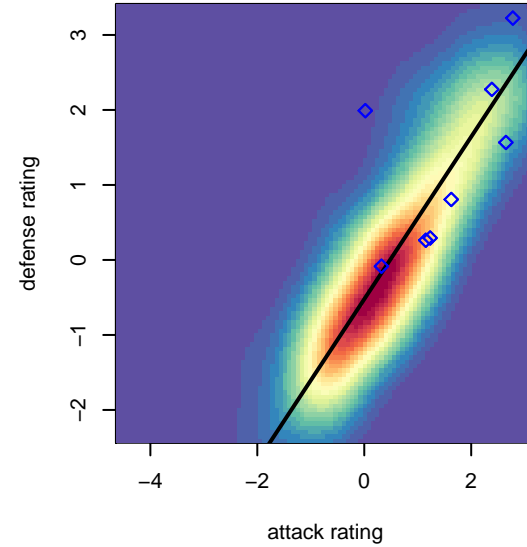
**attack and defense variance (black dot)
relative to other teams
and top 10 in region**



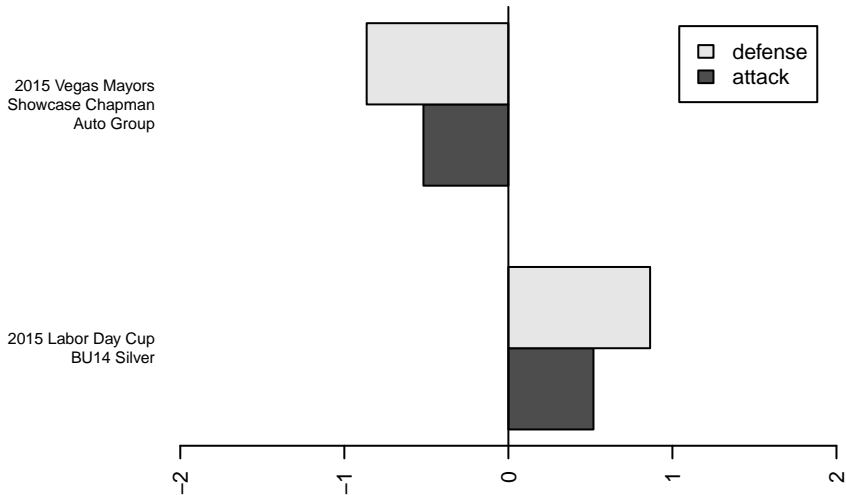
**attack and defense rating
relative to others at age
and all opponents in last 13 months**



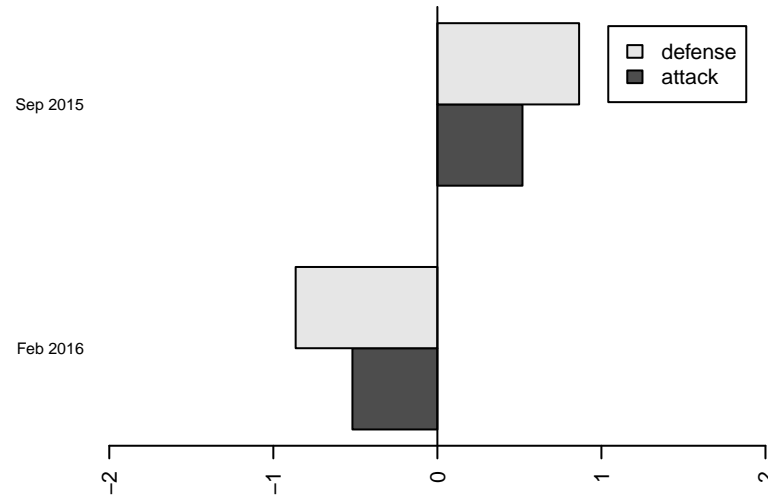
**attack and defense rating
relative to other age
and all opponents in last 13 months**



Performance relative to 13 month average



Performance relative to 13 month average



average number of goals per game relative to expected

average number of goals per game relative to expected

lot. A=Neither has attack advantage, B=Opponent has both attack and defense advantage, C=Opponent has both attack and defense disadvantage, D=Both have

date	home		away		venue	pred.home	pred.away
2016-02-14	San Tan Legacy Red B01	4	Vancouver FC 2002B	0	2015 Vegas Mayors Showcase Chapman Auto	7.37	0.23
2016-02-14	Rio Rapids SC Strikers White B01	1	Vancouver FC 2002B	0	2015 Vegas Mayors Showcase Chapman Auto	0.36	0.63
2016-02-13	Downtown LVSC 02 Academy B01	7	Vancouver FC 2002B	0	2015 Vegas Mayors Showcase Chapman Auto	3.70	0.48
2016-02-13	Vancouver FC 2002B	0	San Juan SC 01 Lightning Blue B01	8	2015 Vegas Mayors Showcase Chapman Auto	0.74	5.12
2015-09-07	Vancouver FC 2002B	4	Crossfire Select Taylor B01	0	2015 Labor Day Cup BU14 Silver	2.90	1.02
2015-09-06	Tracyton B01	0	Vancouver FC 2002B	4	2015 Labor Day Cup BU14 Silver	0.52	4.54
2015-09-06	Vancouver FC 2002B	3	Pumas 02 UNAM B01	1	2015 Labor Day Cup BU14 Silver	2.10	1.77
2015-09-05	Vancouver FC 2002B	4	FC Edmonds Riptide B01	0	2015 Labor Day Cup BU14 Silver	3.39	1.15